



NABS and TBT Program Bluebird and Cavity Nester Research Website
Data Collection Instructions

Background

As of May 2000, NABS has developed a new cavity-nesting bird species research website. This website will provide program information.

This website is the result of current efforts used to

The data and data

Leverage NABS-bluebird database and collect

The website is North American individual affiliated organizations in both the US and Canada.

thanks to the expert help of the Bluebird Trail (TBT) and their nesting

efforts across a range of expanding access is free to all in a variety of terms

Wild Birds Unlimited and numerous others.

and "one" tabulations of information in a private TBT trails and Affiliate website

movement across organizations and under way by NABS

How to use the NABS web site to report your bluebird activities

A PULL-OUT SECTION

This page and the three that follow, which easily can be removed from the magazine for filing and future reference, will show you how simple it is to use the NABS web pages to submit your nesting data and reports. The illustrations and text on these four pages are taken directly from the web site itself. What you see here is what you will see when you go to the web site instruction page and follow its clear and simple directions. The address for the web site is www.nabluebirdsociety.org. These instruction pages can be found at www.bluebirdtrails.org/tbt/TBT_Instructions.htm

How to Enter Data and See Your Results

To improve the scientific nature of this research and due to financial and other constraints, NABS members are encouraged to enter their nesting information into this uniform website versus mailing in written reports.

To enter your important nestbox data, simply follow the three steps below:

- (1) Sign on the Data Collection Website Page at www.bluebirdtrails.org/tbt/tbt_login.asp

As many NABS members are aware, each NABS member has a unique ID number, printed on the outside of the journal on the mailing label above their name. To sign on to the website, just enter your member ID number and type in the default password, "nabs" (Figure 1). For your first time signing on, you will be prompted to change the password to your own confidential password (Figure 2) after a short introductory screen (not shown). You will then get the Sign In Screen again so you can sign in with your new password. Please make a note of it since your password will not be accessible from NABS headquarters.

Enter your Membership ID and Password

Membership ID: *[Issued by NABS]*

Password:

Figure 1. Sign in Screen

Please enter a new password and then confirm it. **Please note, you will return to the Sign In screen so you can Sign In with your new password when you continue.**

New Password:

Type New Password Again:

Figure 2. Change Password Screen

At this point all members are required to register their boxes. First you will be asked for the number of boxes you have as well as a state or province and a ZIP or Postal Code (Figure 3). For those members with 1 to 4 boxes, these boxes will be reflected in the "registered nestbox" totals and "registered location" totals, but will not be reflected in the Transcontinental Bluebird Trail summaries of nestboxes or trails. Those members with 5 or more boxes will be passed on to the extended registration screens that allow members to list their bluebird trail on the TBT (Figure 4).

This is your chance to register your nest boxes. You will get a chance to confirm the information before it is recorded in the NABS database. This is information about where your boxes are located, it might be different than the location where you live. This is important information for identifying the geographical location of your nest boxes.

Number of Boxes:

Canada Postal Code and Province: Choose a Province

Or
US ZIP Code and State: Choose a State

Figure 3. All Members get this Registration Screen

Because you have 5 or more boxes your "trail" will automatically be added to the TBT. The additional information below is your chance to showcase your trail. Include as much information as you like. Do you have e-mail or have your own web site? Just type the text you want into the scrolling text boxes (they allow you to enter as much as you need). You will get a chance to confirm the information in the next step. Information you don't want to appear on the TBT web site should be left blank.

Trail Name:

Managers Name(s):
This is where you might want to include contact information.

Trail Location:
Where are you? Describe your trail

Species Using Nest Boxes:

Manager's Quote:
Please share a few bluebirding tips, stories,



Figure 4. Extended Registration Screen (5 or more boxes)

If you are unable to sign on with your member ID number, it is likely that either your membership has expired or you recently renewed and the on-line database has not yet been updated. A portion of the website costs are absorbed by NABS membership, so please renew your membership. If you have renewed, check back on the website in three to four weeks and your ID number should be updated.

(2) Enter Nestbox Descriptions (Figure 5)

From the Data Collection Menu you will need to choose "Enter a Nestbox Description". You will need to do this once for each of your nestboxes. To enter the description simply click the drop down menus and make the appropriate selection (Figure 6 shows the menu options). Your boxes will need to be numbered, starting with the number 1. If you manage more than one trail, devise a system by which you view all your boxes as one "trail". It is beyond the scope of this research to collect multiple trails under the same member ID number.

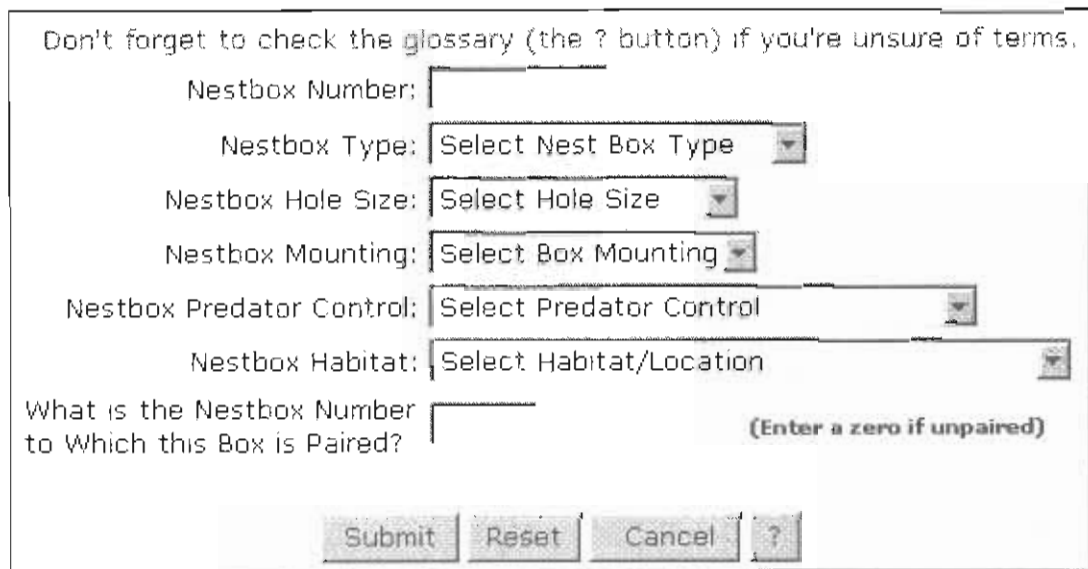


Figure 5. Nest Box Descriptions Must be Entered for Each Box

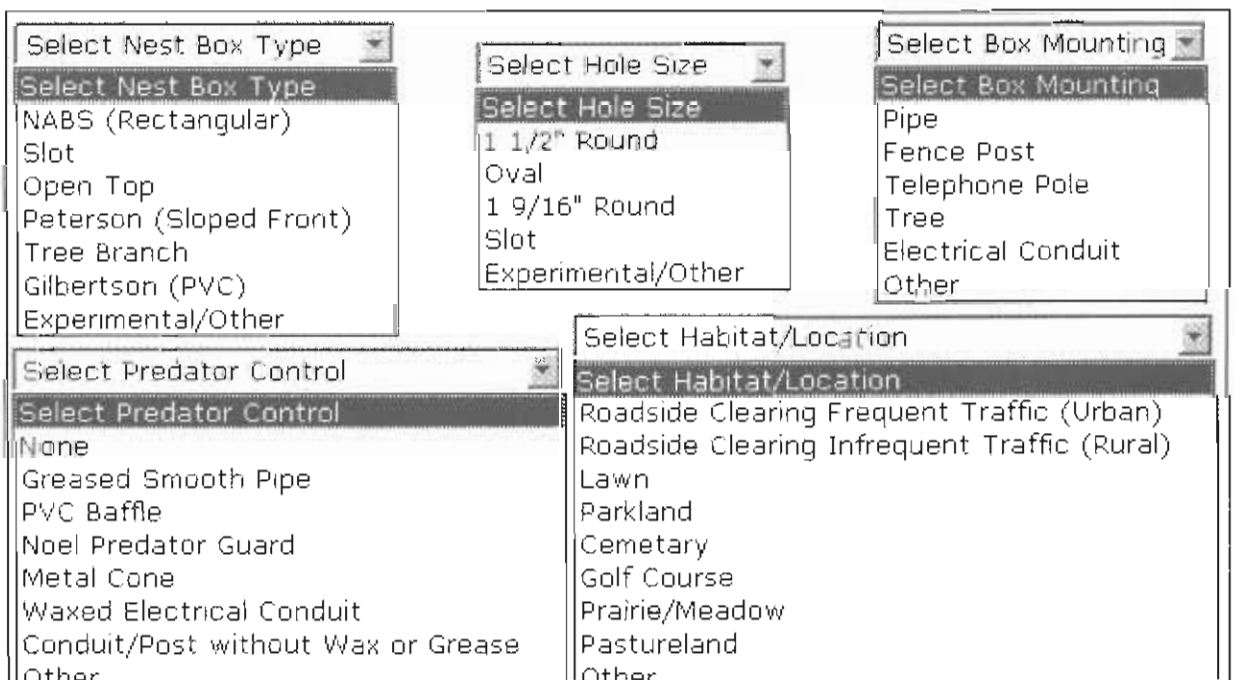




Figure 6. Drop Down Menu Options

(3) Enter Nestbox Summary

After each nesting cycle for each box with nesting activity, enter a nestbox summary. You can enter these summaries during the nesting season or wait until the end of the season. Nothing is needed to be entered if there is no activity in your boxes. Only enter the summary for those boxes that have species which completely fledged or that are available for a new nesting cycle (e.g., a nesting fails or box is abandoned). You will need to enter a summary each time a nesting cycle is complete for each box. Leave unknown dates and numbers as zeros. Don't forget the glossary (the question mark button) on the bottom of the website page, if you have questions about terms. You must have previously entered a description for each of your boxes before you attempt to complete a nestbox summary.


Box Number:	<input type="text"/>
Species:	None 
Date First Nesting Activity Seen:	<input type="text"/> 00 / <input type="text"/> 00 (mm/dd)
Date Eggs First Seen:	<input type="text"/> 00 / <input type="text"/> 00 (mm/dd)
Number of Eggs First Seen:	<input type="text"/>
Date Chicks First Seen:	<input type="text"/> 00 / <input type="text"/> 00 (mm/dd)
Date First Fledgling Seen:	<input type="text"/> 00 / <input type="text"/> 00 (mm/dd)
Maximum Number of Eggs:	<input type="text"/>
Maximum Number of Chicks:	<input type="text"/>
Maximum Number of Fledglings:	<input type="text"/>
Was the nesting material removed prior to activity? <input type="radio"/> Yes <input type="radio"/> No	
Was there any problems or unusual events (e.g., white eggs, albino offspring, etc.) with this nesting? <input type="radio"/> Yes <input type="radio"/> No	

Figure 7. The Summary Report Screen

Collecting entire trail summary data on trails was determined by the scientific community to not warrant further data collection; if you have too many boxes to enter, consider selecting a representative sample of your most effective nestboxes (just keep using the same ones year after year to preserve the integrity of the data).

Other Notables

For NABS members unable to enter data at home via the internet, at their local library, or through a relative with some computer knowledge (perhaps a great way to get kids or grandkids involved), please send a self-addressed stamped envelope to NABS, Report Request, P.O. Box 74, Darlington WI 53530. A printed form will be sent for their completion. Please be advised that any information members mail in via the printed form will not be entered into the above website database but tabulated as in previous years.

[Back](#)

[Contact Information](#) [Frequently Asked Questions \(FAQ\)](#)

© 2000-2001
North American Bluebird Society
All Rights Reserved